

Scaled data based on original data using
LM-79-08 Approved Method: Electrical and Photometric Measurements of Solid-
State Lighting Products

Test Report Prepared for
Cooper Lighting Solutions
(formerly Eaton)

Brand: McGRAW-EDISON

Report Number: P227424

Luminaire Tested: **ISW-AF-1200-LED-E1-RW-7030-ULG**

Issue Date: 3/3/2020

Test Information

Test Method: LM-79-08
Report Number: P227424
TEST IS SCALED FROM IESNA LM-79-08 TEST DATA (P29767)-DOWNLIGHT AND
Test Lab: INNOVATION CENTER-P2
Issue Date: 3/3/2020
Manufacturer: COOPER LIGHTING SOLUTIONS (FORMERLY EATON)
Product Line: MCGRAW-EDISON
Catalog Number: ISW-AF-1200-LED-E1-RW-7030-ULG
Description: IMPACT ELITE LED WEDGE LUMINAIRE WITH UPLIGHT
LIGHT SQUARE WITH ACCULED OPTICS-RECTANGULAR WIDE TYPE I, WITH UPLIGHT
GLOW
Light Source: (16) 3000K CCT, 70 CRI LEDs and (1) UPLIGHT LED
Ballast/Driver: ELECTRONIC DRIVER

Summary

Lumens per Lamp: N/A
Luminaire Lumens: 7754.7 lumens
Efficiency: N/A
Efficacy: 93.8 lumens/watt
Luminous Opening: Rectangular w/ Sides (W: 0.5' x L: 0.5' x H: 0.54')
IES Classification: Type II - Medium - Non-Cutoff
BUG Rating: B2 - U5 - G2

Input Watts (W): 82.7
Input Voltage (V): 120
Input Current (Ain): NR
Voltage Rise (V): NR
Power Factor: NR
Total Harmonic Distortion (THDi): NR
Frequency (hertz): 60
Stabilization Time: NR
Operation Time: NR
Ambient Temperature (°C): NR
Test Distance: 25 FT

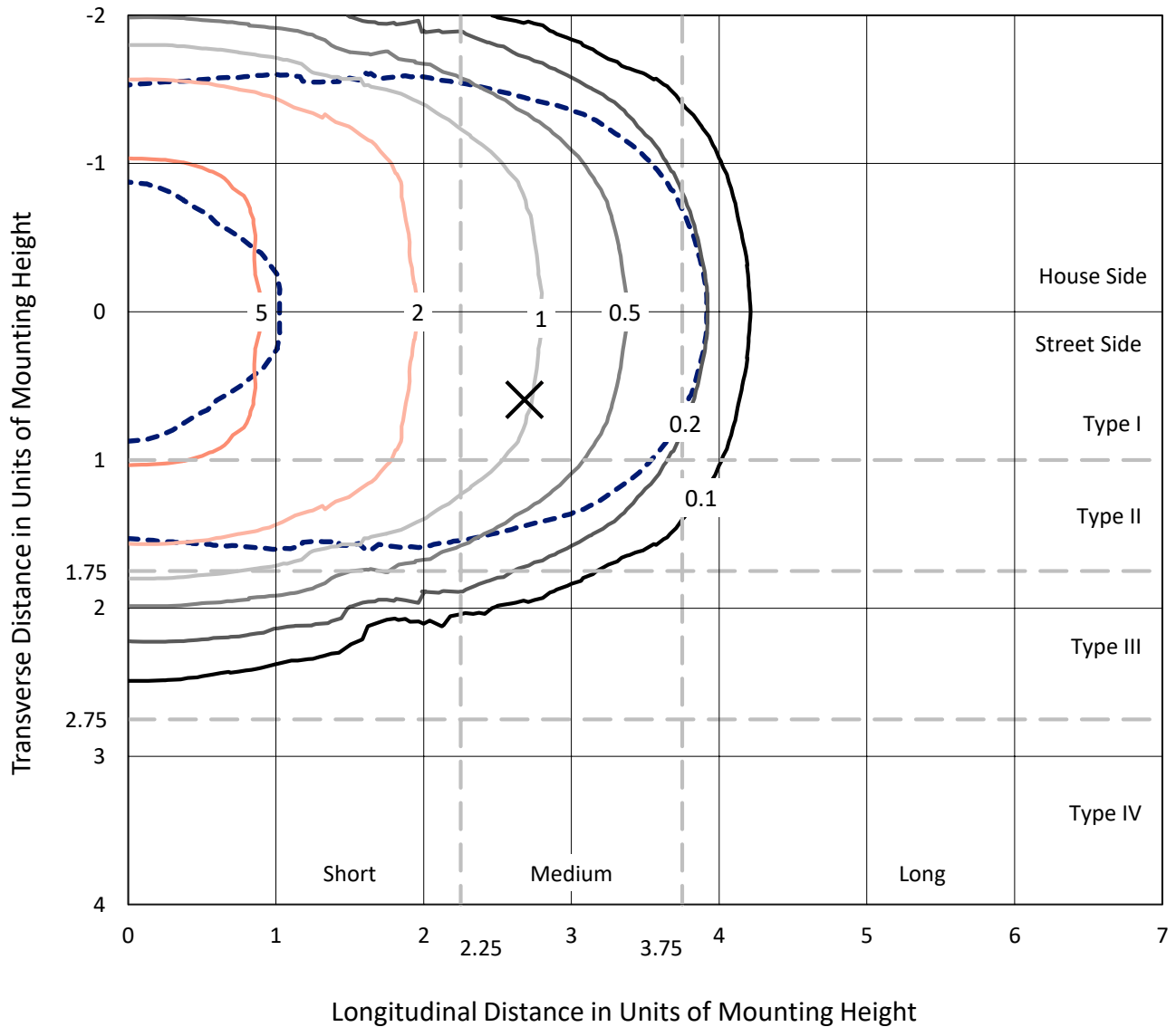


REPORT NUMBER: P227424

CATALOG NUMBER: ISW-AF-1200-LED-E1-RW-7030-ULG

Iso-Footcandle Lines of Horizontal Illumination

× Max cd
 - - - 1/2 Max cd

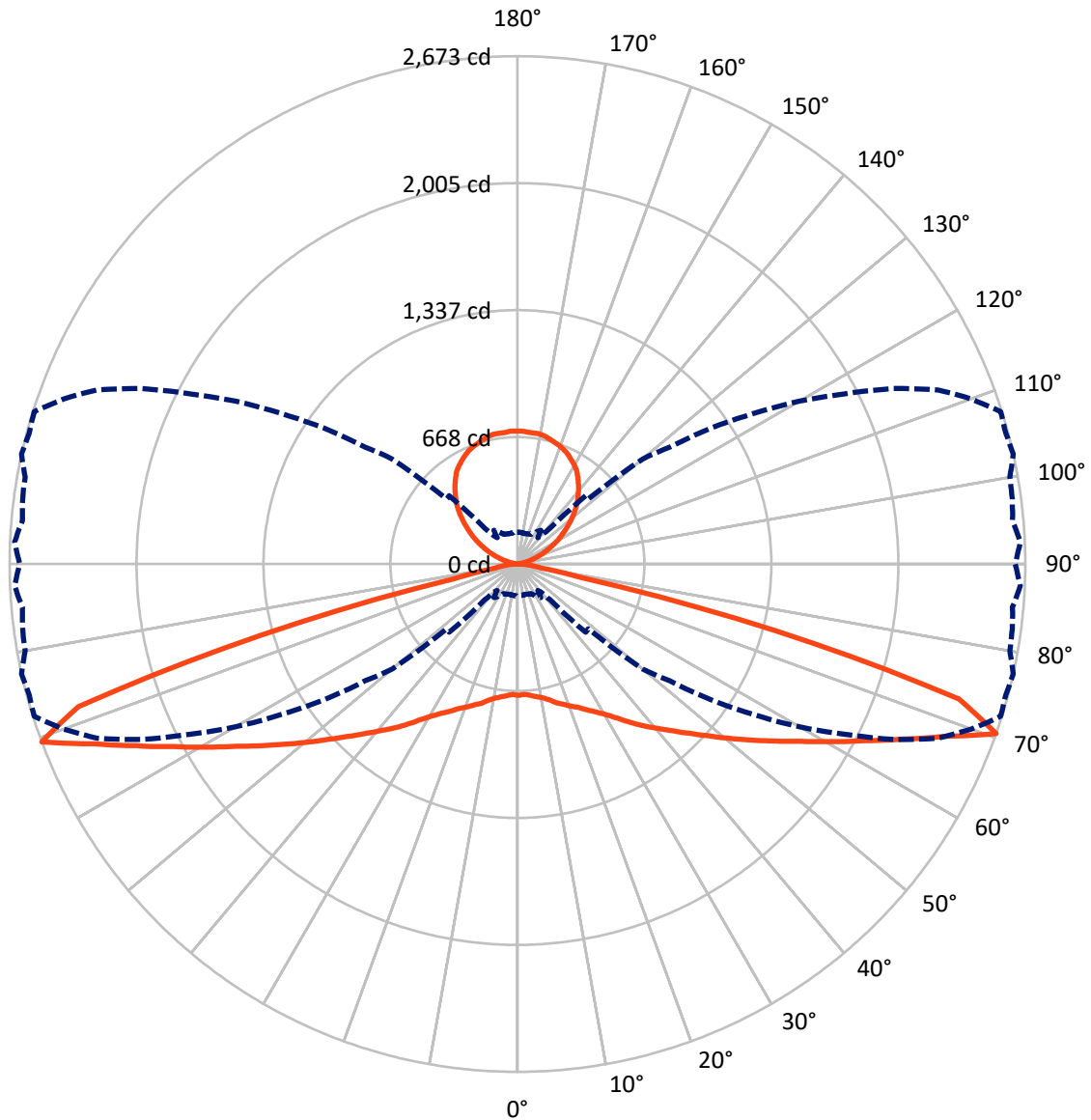


Based on 10 foot mounting height. Maximum calculated value = 7.1 fc
 Type II - Medium - Non-Cutoff

REPORT NUMBER: P227424

CATALOG NUMBER: ISW-AF-1200-LED-E1-RW-7030-ULG

Luminous Intensity Polar Plot



— Vertical Plane Through 77.5-Deg Lateral - - - Horizontal Cone Through 70-Deg Vertical

REPORT NUMBER: P227424

CATALOG NUMBER: ISW-AF-1200-LED-E1-RW-7030-ULG

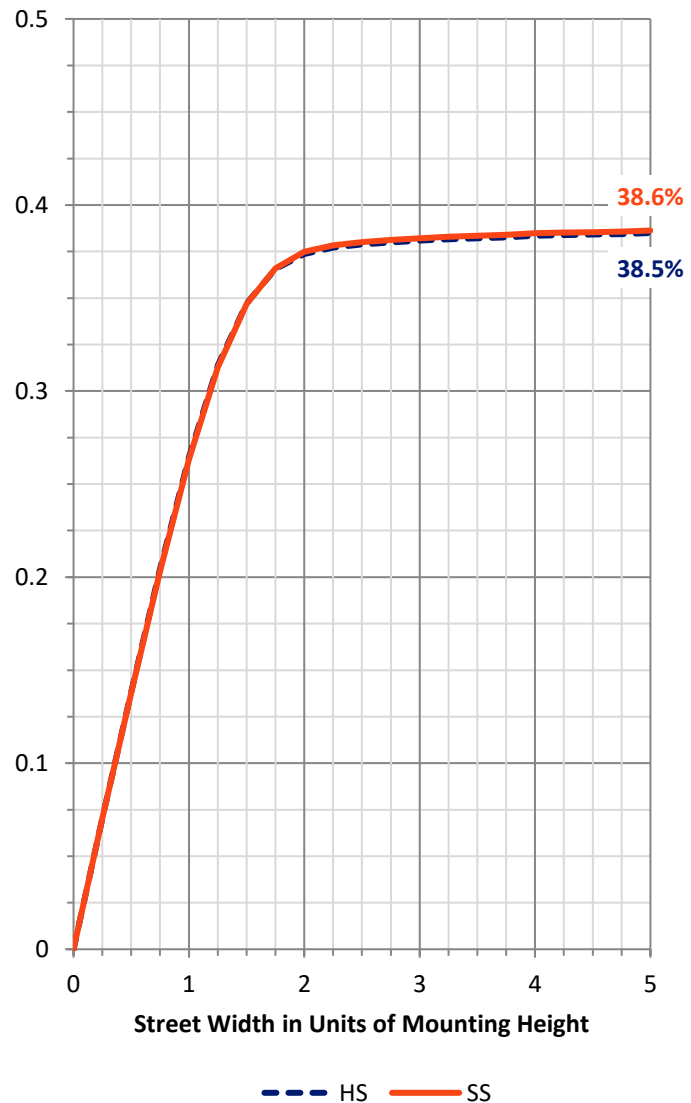
FLUX DISTRIBUTION:

		Downward	Upward	Total
House Side	Lumens	3009.3	868.0	3877.3
	% Fixture	38.8	11.2	50.0
Street Side	Lumens	3009.3	868.0	3877.3
	% Fixture	38.8	11.2	50.0
Total	Lumens	6018.6	1736.1	7754.7
	% Fixture	77.6	22.4	100.0

Coefficient of Utilization

ZONAL LUMENS:

Zone	Lumens	% Fixture
0°-10°	66.8	0.9
10°-20°	209.0	2.7
20°-30°	392.2	5.1
30°-40°	685.4	8.8
40°-50°	1117.4	14.4
50°-60°	1529.1	19.7
60°-70°	1406.6	18.1
70°-80°	549.8	7.1
80°-90°	62.2	0.8
90°-100°	10.2	0.1
100°-110°	57.4	0.7
110°-120°	166.1	2.1
120°-130°	273.2	3.5
130°-140°	336.8	4.3
140°-150°	344.6	4.4
150°-160°	290.3	3.7
160°-170°	191.2	2.5
170°-180°	66.3	0.9
0°-90°	6018.6	77.6
0°-180°	7754.7	100.0



REPORT NUMBER: P227424

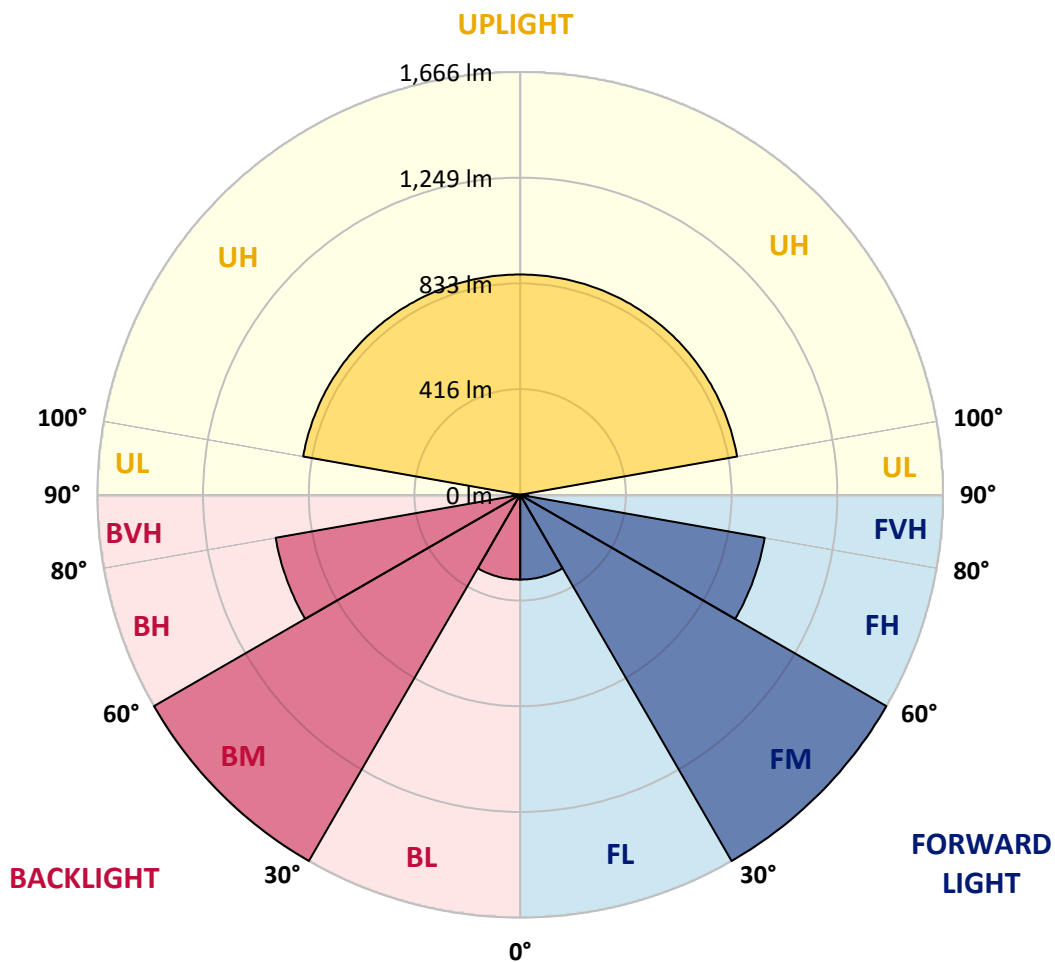
CATALOG NUMBER: ISW-AF-1200-LED-E1-RW-7030-ULG

LUMINAIRE CLASSIFICATION SYSTEM LUMEN TABLE AND BUG RATING:

Zone		Lumens	% Fixture	Zone Rating/Lumen Limit		
				B	U	G
FL	(0°-30°)	334.0	4.3			
FM	(30°-60°)	1666.0	21.5			
FH	(60°-80°)	978.2	12.6			G1/1800
FVH	(80°-90°)	31.1	0.4			G1/100
BL	(0°-30°)	334.0	4.3	B1/500		
BM	(30°-60°)	1666.0	21.5	B2/2500		
BH	(60°-80°)	978.2	12.6	B2/1000		G2/1000
BVH	(80°-90°)	31.1	0.4			G1/100
UL	(90°-100°)	10.2	0.1		U2/50	
UH	(100°-180°)	868.0	11.2		U4/1000	

BUG Rating: B2-U5-G2

Type II Medium





REPORT NUMBER: P227424

CATALOG NUMBER: ISW-AF-1200-LED-E1-RW-7030-ULG

CANDELA DISTRIBUTION (FULL):

	0°	5°	15°	25°	35°	37.5°	40°	42.5°	45°	47.5°	50°
0°	691.4	691.4	691.4	691.4	691.4	691.4	691.4	691.4	691.4	691.4	691.4
2.5°	688.7	687.8	687.8	688.7	690.5	691.4	689.6	690.5	690.5	689.6	692.3
5°	690.5	689.6	690.5	692.3	694.9	697.6	696.7	696.7	697.6	695.8	700.2
7.5°	688.7	687.8	689.6	694.0	700.2	703.8	703.8	703.8	705.5	704.7	710.0
10°	680.8	679.9	684.3	692.3	703.8	706.4	709.1	710.0	715.3	715.3	720.6
12.5°	673.7	674.6	680.8	693.1	711.7	712.6	716.2	719.7	726.8	723.2	733.0
15°	676.3	678.1	686.1	701.1	725.9	725.0	727.7	731.2	742.7	734.8	750.7
17.5°	689.6	692.3	701.1	718.8	744.5	740.1	743.6	748.9	764.0	754.2	772.8
20°	710.9	714.4	724.1	743.6	767.5	763.1	766.6	772.8	790.5	780.8	799.4
22.5°	739.2	742.7	753.3	775.5	801.1	795.8	799.4	804.7	824.2	809.1	832.1
25°	777.2	780.8	792.3	815.3	844.5	838.3	840.1	843.6	864.0	846.3	868.4
27.5°	830.4	833.9	843.6	865.8	894.1	888.8	890.6	894.1	915.3	897.6	917.1
30°	897.6	901.2	910.0	932.2	956.1	949.9	952.5	955.2	974.7	957.0	972.9
32.5°	977.3	976.4	989.7	1012.7	1034.0	1022.5	1022.5	1022.5	1041.0	1023.3	1035.7
35°	1071.1	1071.1	1084.4	1106.6	1126.0	1112.8	1106.6	1103.0	1123.4	1101.2	1110.1
37.5°	1173.8	1169.4	1189.8	1210.1	1228.7	1211.9	1206.6	1202.2	1217.2	1192.4	1196.9
40°	1282.7	1279.2	1301.3	1324.3	1336.7	1314.6	1310.2	1304.9	1320.8	1296.9	1296.0
42.5°	1381.9	1379.2	1407.5	1434.1	1449.1	1420.8	1414.6	1409.3	1427.0	1403.1	1397.8
45°	1466.0	1465.1	1497.8	1534.1	1560.7	1530.6	1526.2	1517.3	1535.0	1505.8	1503.1
47.5°	1531.5	1527.9	1567.8	1620.9	1663.4	1632.4	1631.5	1625.3	1643.9	1612.0	1608.5
50°	1575.7	1578.4	1621.8	1683.7	1752.8	1723.6	1726.2	1723.6	1751.0	1719.1	1723.6
52.5°	1583.7	1589.0	1644.8	1726.2	1822.7	1787.3	1807.7	1815.6	1850.2	1822.7	1831.6
55°	1489.0	1504.0	1589.0	1730.7	1866.1	1844.0	1869.6	1892.7	1941.3	1918.3	1934.3
57.5°	1277.4	1308.4	1406.7	1612.0	1860.8	1873.2	1925.4	1960.8	2020.1	1999.8	2036.9
60°	987.0	1008.3	1117.2	1357.1	1690.8	1707.6	1802.4	1914.8	2051.1	2079.4	2137.9
62.5°	646.2	658.6	764.9	1008.3	1397.8	1403.1	1520.9	1666.9	1903.3	1965.2	2129.0
65°	320.5	337.3	393.9	580.7	979.1	972.0	1101.2	1272.1	1578.4	1646.6	1913.0
67.5°	200.1	202.7	214.2	269.1	490.4	435.5	541.8	720.6	1091.5	1152.6	1490.8
70°	168.2	167.3	164.7	172.6	216.0	175.3	193.9	253.2	508.1	505.5	859.6
72.5°	154.9	152.3	145.2	144.3	150.5	138.1	139.9	143.4	203.6	170.9	331.1
75°	142.5	137.2	128.4	125.7	125.7	116.0	116.0	116.9	131.9	123.9	150.5
77.5°	127.5	121.3	112.4	108.9	105.3	94.7	93.8	94.7	106.2	99.1	112.4
80°	109.8	103.6	97.4	92.1	86.8	77.0	74.4	74.4	84.1	77.0	87.6
82.5°	95.6	87.6	85.9	77.0	69.0	60.2	57.5	53.1	62.0	54.0	65.5
85°	70.8	64.6	81.4	68.2	54.9	48.7	39.0	32.8	39.0	31.9	41.6
87.5°	40.7	38.1	71.7	54.0	48.7	52.2	31.9	23.0	22.1	19.5	23.0
90°	13.0	13.9	18.5	16.0	18.6	13.0	10.2	10.0	12.3	10.5	13.2
92.5°	4.0	4.0	5.0	6.0	6.0	6.0	6.0	6.0	6.0	6.2	6.5
95°	5.0	5.0	6.0	7.0	7.0	7.0	7.0	7.0	7.0	7.0	7.0
97.5°	7.0	7.0	8.0	8.0	9.0	9.0	9.0	9.0	9.0	9.8	10.5
100°	8.0	8.0	9.0	10.0	12.0	14.2	16.5	18.8	21.0	23.0	25.0
102.5°	11.0	11.0	13.0	18.0	27.0	30.2	33.5	36.8	40.0	42.5	45.0
105°	21.0	22.0	27.0	36.0	48.0	51.8	55.5	59.2	63.0	65.2	67.5
107.5°	41.0	42.0	49.0	58.0	73.0	76.8	80.5	84.2	88.0	89.8	91.5
110°	66.0	68.0	74.0	87.0	102.0	105.0	108.0	111.0	114.0	115.5	117.0



REPORT NUMBER: P227424

CATALOG NUMBER: ISW-AF-1200-LED-E1-RW-7030-ULG

CANDELA DISTRIBUTION (continued):

	0°	5°	15°	25°	35°	37.5°	40°	42.5°	45°	47.5°	50°
112.5°	99.0	99.0	106.0	121.0	134.0	136.2	138.5	140.8	143.0	144.2	145.5
115°	140.0	139.0	147.0	159.0	168.0	169.5	171.0	172.5	174.0	175.2	176.5
117.5°	184.0	184.0	189.0	197.0	202.0	202.8	203.5	204.2	205.0	206.5	208.0
120°	225.0	223.0	226.0	233.0	237.0	238.5	240.0	241.5	243.0	243.8	244.5
122.5°	263.0	260.0	261.0	267.0	271.0	272.5	274.0	275.5	277.0	277.5	278.0
125°	298.0	294.0	296.0	299.0	305.0	306.2	307.5	308.8	310.0	310.8	311.5
127.5°	330.0	329.0	329.0	333.0	339.0	339.2	339.5	339.8	340.0	341.2	342.5
130°	363.0	361.0	362.0	366.0	370.0	370.5	371.0	371.5	372.0	373.2	374.5
132.5°	396.0	394.0	393.0	401.0	404.0	404.2	404.5	404.8	405.0	406.5	408.0
135°	429.0	426.0	426.0	432.0	435.0	435.5	436.0	436.5	437.0	438.5	440.0
137.5°	460.0	457.0	459.0	460.0	464.0	465.0	466.0	467.0	468.0	469.2	470.5
140°	488.0	485.0	487.0	489.0	491.0	492.5	494.0	495.5	497.0	497.8	498.5
142.5°	518.0	515.0	517.0	518.0	521.0	522.0	523.0	524.0	525.0	525.5	526.0
145°	550.0	546.0	544.0	547.0	550.0	550.2	550.5	550.8	551.0	552.2	553.5
147.5°	575.0	572.0	571.0	574.0	574.0	574.2	574.5	574.8	575.0	576.2	577.5
150°	595.0	592.0	593.0	593.0	593.0	593.0	593.0	593.0	593.0	594.0	595.0
152.5°	611.0	608.0	608.0	609.0	610.0	610.0	610.0	610.0	610.0	610.2	610.5
155°	629.0	625.0	625.0	627.0	630.0	629.5	629.0	628.5	628.0	627.5	627.0
157.5°	646.0	643.0	643.0	644.0	646.0	645.8	645.5	645.2	645.0	644.8	644.5
160°	663.0	660.0	659.0	656.0	655.0	655.0	655.0	655.0	655.0	655.8	656.5
162.5°	673.0	669.0	669.0	665.0	661.0	661.5	662.0	662.5	663.0	664.0	665.0
165°	681.0	678.0	676.0	676.0	673.0	673.0	673.0	673.0	673.0	672.8	672.5
167.5°	690.0	687.0	684.0	686.0	688.0	687.2	686.5	685.8	685.0	683.2	681.5
170°	698.0	695.0	692.0	692.0	693.0	692.5	692.0	691.5	691.0	689.8	688.5
172.5°	699.0	697.0	695.0	693.0	690.0	690.0	690.0	690.0	690.0	689.8	689.5
175°	700.0	698.0	697.0	695.0	691.0	690.8	690.5	690.2	690.0	690.0	690.0
177.5°	707.0	705.0	700.0	699.0	697.0	696.5	696.0	695.5	695.0	694.8	694.5
180°	700.0	700.0	700.0	700.0	700.0	700.0	700.0	700.0	700.0	700.0	700.0



REPORT NUMBER: P227424

CATALOG NUMBER: ISW-AF-1200-LED-E1-RW-7030-ULG

CANDELA DISTRIBUTION (continued):

	52.5°	55°	57.5°	60°	62.5°	65°	67.5°	70°	72.5°	75°	77.5°
0°	691.4	691.4	691.4	691.4	691.4	691.4	691.4	691.4	691.4	691.4	691.4
2.5°	689.6	692.3	688.7	692.3	686.1	691.4	687.0	692.3	687.8	692.3	687.0
5°	694.0	701.1	693.1	702.9	691.4	702.9	693.1	703.8	694.9	703.8	694.0
7.5°	701.1	713.5	702.9	715.3	701.1	717.0	703.8	718.8	705.5	719.7	704.7
10°	710.0	725.9	711.7	727.7	710.9	729.4	712.6	732.1	714.4	733.9	715.3
12.5°	717.9	738.3	722.4	743.6	725.0	747.1	727.7	752.5	731.2	756.9	733.0
15°	733.0	759.5	739.2	764.9	743.6	769.3	748.0	776.4	752.5	781.7	756.9
17.5°	752.5	781.7	760.4	786.1	763.1	791.4	768.4	796.7	772.8	802.9	775.5
20°	779.0	808.2	786.1	810.9	788.8	814.4	791.4	817.1	796.7	822.4	798.5
22.5°	809.1	836.6	812.7	837.4	812.7	836.6	814.4	837.4	817.1	841.0	819.7
25°	845.4	871.1	847.2	868.4	843.6	864.9	843.6	864.9	846.3	866.7	850.7
27.5°	895.9	915.3	890.6	909.1	882.6	901.2	879.0	897.6	879.9	897.6	881.7
30°	952.5	970.2	941.9	957.0	927.7	941.9	918.0	933.9	915.3	932.2	919.8
32.5°	1014.5	1028.7	1000.3	1012.7	982.6	995.0	969.3	980.0	964.0	974.7	966.7
35°	1083.5	1097.7	1068.5	1080.0	1049.9	1060.5	1034.9	1040.2	1024.2	1031.3	1024.2
37.5°	1165.9	1178.3	1144.6	1155.2	1122.5	1135.8	1104.8	1110.1	1090.6	1095.0	1080.9
40°	1254.4	1267.7	1227.8	1238.5	1197.7	1212.8	1178.3	1181.8	1155.2	1159.7	1137.5
42.5°	1350.0	1362.4	1312.8	1321.7	1273.9	1289.8	1249.1	1256.2	1224.3	1228.7	1200.4
45°	1455.3	1462.4	1407.5	1413.7	1356.2	1372.1	1320.8	1334.1	1296.0	1304.9	1272.1
47.5°	1553.6	1567.8	1507.6	1512.9	1450.9	1460.7	1401.3	1419.0	1378.3	1391.6	1351.8
50°	1666.0	1676.7	1619.1	1620.0	1559.8	1563.3	1496.9	1514.7	1470.4	1484.6	1442.1
52.5°	1781.1	1788.2	1726.2	1732.4	1673.1	1679.3	1612.9	1620.0	1568.7	1581.0	1539.4
55°	1892.7	1894.4	1843.1	1841.3	1785.5	1797.0	1723.6	1739.5	1678.4	1691.7	1644.8
57.5°	2004.2	2010.4	1962.6	1964.4	1908.6	1916.6	1850.2	1861.7	1804.1	1820.1	1761.6
60°	2121.9	2141.4	2094.5	2100.7	2047.6	2063.5	1982.9	1998.0	1935.1	1960.8	1898.0
62.5°	2197.2	2269.8	2260.9	2270.7	2220.2	2228.2	2144.9	2168.9	2093.6	2112.2	2047.6
65°	2053.8	2231.7	2322.0	2421.1	2423.8	2449.5	2368.9	2377.8	2302.5	2298.1	2222.0
67.5°	1674.0	1893.5	2045.8	2249.4	2391.9	2529.1	2578.7	2591.1	2550.4	2507.0	2421.1
70°	1010.1	1250.0	1473.9	1713.8	1938.7	2185.7	2395.5	2540.7	2667.2	2661.0	2673.4
72.5°	399.2	598.4	748.0	972.9	1196.0	1469.5	1701.4	1905.9	2123.7	2257.4	2430.9
75°	157.6	208.0	243.4	369.1	475.4	679.0	883.5	994.1	1165.0	1281.8	1402.2
77.5°	113.3	123.9	125.7	146.1	154.0	213.3	249.6	287.7	324.0	347.0	342.6
80°	87.6	94.7	94.7	103.6	102.7	114.2	111.5	122.2	121.3	130.1	123.9
82.5°	65.5	69.9	69.9	77.0	77.0	84.1	82.3	89.4	86.8	93.0	86.8
85°	42.5	46.9	46.9	50.5	48.7	55.8	54.9	60.2	57.5	60.2	55.8
87.5°	23.9	26.6	27.4	30.1	27.4	32.8	31.9	34.5	31.9	34.5	32.8
90°	10.5	12.3	11.0	13.3	11.2	17.0	13.4	17.9	11.7	19.6	12.9
92.5°	6.8	7.0	7.0	7.0	7.0	7.0	6.8	6.5	6.2	6.0	6.0
95°	7.0	7.0	7.2	7.5	7.8	8.0	7.8	7.5	7.2	7.0	7.0
97.5°	11.2	12.0	11.5	11.0	10.5	10.0	9.8	9.5	9.2	9.0	8.8
100°	27.0	29.0	28.2	27.5	26.8	26.0	25.2	24.5	23.8	23.0	22.0
102.5°	47.5	50.0	49.2	48.5	47.8	47.0	45.8	44.5	43.2	42.0	41.2
105°	69.8	72.0	71.5	71.0	70.5	70.0	68.8	67.5	66.2	65.0	64.0
107.5°	93.2	95.0	94.8	94.5	94.2	94.0	93.0	92.0	91.0	90.0	89.2
110°	118.5	120.0	120.2	120.5	120.8	121.0	120.5	120.0	119.5	119.0	118.2



REPORT NUMBER: P227424

CATALOG NUMBER: ISW-AF-1200-LED-E1-RW-7030-ULG

CANDELA DISTRIBUTION (continued):

	52.5°	55°	57.5°	60°	62.5°	65°	67.5°	70°	72.5°	75°	77.5°
112.5°	146.8	148.0	148.5	149.0	149.5	150.0	149.8	149.5	149.2	149.0	148.5
115°	177.8	179.0	179.8	180.5	181.2	182.0	181.2	180.5	179.8	179.0	178.5
117.5°	209.5	211.0	212.0	213.0	214.0	215.0	213.8	212.5	211.2	210.0	209.5
120°	245.2	246.0	247.0	248.0	249.0	250.0	248.8	247.5	246.2	245.0	244.5
122.5°	278.5	279.0	280.0	281.0	282.0	283.0	281.8	280.5	279.2	278.0	277.5
125°	312.2	313.0	313.5	314.0	314.5	315.0	313.8	312.5	311.2	310.0	310.0
127.5°	343.8	345.0	345.2	345.5	345.8	346.0	346.0	346.0	346.0	346.0	345.8
130°	375.8	377.0	378.0	379.0	380.0	381.0	381.0	381.0	381.0	381.0	380.5
132.5°	409.5	411.0	412.2	413.5	414.8	416.0	415.5	415.0	414.5	414.0	414.0
135°	441.5	443.0	444.2	445.5	446.8	448.0	447.8	447.5	447.2	447.0	447.8
137.5°	471.8	473.0	473.5	474.0	474.5	475.0	475.2	475.5	475.8	476.0	477.2
140°	499.2	500.0	500.5	501.0	501.5	502.0	502.5	503.0	503.5	504.0	505.2
142.5°	526.5	527.0	528.5	530.0	531.5	533.0	533.0	533.0	533.0	533.0	533.2
145°	554.8	556.0	557.5	559.0	560.5	562.0	561.8	561.5	561.2	561.0	560.2
147.5°	578.8	580.0	581.2	582.5	583.8	585.0	585.2	585.5	585.8	586.0	585.2
150°	596.0	597.0	597.8	598.5	599.2	600.0	600.8	601.5	602.2	603.0	603.8
152.5°	610.8	611.0	611.8	612.5	613.2	614.0	615.0	616.0	617.0	618.0	619.2
155°	626.5	626.0	627.2	628.5	629.8	631.0	632.2	633.5	634.8	636.0	636.5
157.5°	644.2	644.0	645.0	646.0	647.0	648.0	648.5	649.0	649.5	650.0	650.0
160°	657.2	658.0	659.5	661.0	662.5	664.0	663.2	662.5	661.8	661.0	660.8
162.5°	666.0	667.0	668.0	669.0	670.0	671.0	670.8	670.5	670.2	670.0	669.5
165°	672.2	672.0	673.2	674.5	675.8	677.0	677.8	678.5	679.2	680.0	679.5
167.5°	679.8	678.0	679.5	681.0	682.5	684.0	685.0	686.0	687.0	688.0	688.0
170°	687.2	686.0	686.8	687.5	688.2	689.0	690.2	691.5	692.8	694.0	694.5
172.5°	689.2	689.0	689.8	690.5	691.2	692.0	692.5	693.0	693.5	694.0	694.5
175°	690.0	690.0	691.2	692.5	693.8	695.0	695.2	695.5	695.8	696.0	695.5
177.5°	694.2	694.0	695.2	696.5	697.8	699.0	699.5	700.0	700.5	701.0	700.2
180°	700.0	700.0	700.0	700.0	700.0	700.0	700.0	700.0	700.0	700.0	700.0



REPORT NUMBER: P227424

CATALOG NUMBER: ISW-AF-1200-LED-E1-RW-7030-ULG

CANDELA DISTRIBUTION (continued):

	80°	82.5°	85°	87.5°	90°
0°	691.4	691.4	691.4	691.4	691.4
2.5°	691.4	689.6	693.1	687.8	692.3
5°	703.8	695.8	705.5	695.8	704.7
7.5°	720.6	707.3	721.5	707.3	721.5
10°	736.5	714.4	737.4	716.2	738.3
12.5°	760.4	733.9	764.0	734.8	764.0
15°	787.0	756.9	790.5	757.8	792.3
17.5°	808.2	779.0	811.8	779.0	812.7
20°	825.9	802.9	830.4	802.9	833.0
22.5°	846.3	829.5	851.6	829.5	856.9
25°	872.9	861.3	879.0	863.1	882.6
27.5°	903.8	895.9	910.0	898.5	913.6
30°	940.1	937.5	944.6	939.2	948.1
32.5°	980.9	987.0	987.0	987.0	990.6
35°	1040.2	1045.5	1045.5	1047.2	1048.1
37.5°	1096.8	1105.7	1104.8	1107.4	1107.4
40°	1156.1	1167.6	1167.6	1167.6	1169.4
42.5°	1221.6	1234.0	1235.8	1230.5	1234.0
45°	1295.1	1299.5	1304.0	1301.3	1307.5
47.5°	1373.9	1378.3	1381.9	1378.3	1388.1
50°	1466.9	1466.0	1475.7	1466.0	1480.1
52.5°	1564.2	1572.2	1578.4	1568.7	1578.4
55°	1674.0	1671.3	1691.7	1678.4	1691.7
57.5°	1794.4	1794.4	1814.8	1802.4	1817.4
60°	1936.9	1925.4	1953.7	1933.4	1953.7
62.5°	2081.2	2060.9	2092.7	2075.0	2101.6
65°	2247.6	2218.4	2248.5	2225.5	2249.4
67.5°	2415.8	2382.2	2391.9	2380.4	2393.7
70°	2631.8	2627.4	2615.9	2649.5	2620.3
72.5°	2403.4	2454.8	2413.2	2493.7	2438.9
75°	1476.6	1571.3	1623.5	1705.9	1692.6
77.5°	349.7	310.7	342.6	307.2	346.1
80°	129.2	117.7	123.0	107.1	119.5
82.5°	88.5	77.0	74.4	59.3	63.7
85°	56.7	46.0	42.5	35.4	39.0
87.5°	33.6	25.7	23.9	20.4	21.2
90°	17.7	11.0	14.1	8.8	13.2
92.5°	6.0	6.0	6.0	6.0	6.0
95°	7.0	7.0	7.0	7.0	7.0
97.5°	8.5	8.2	8.0	8.0	8.0
100°	21.0	20.0	19.0	19.0	19.0
102.5°	40.5	39.8	39.0	38.5	38.0
105°	63.0	62.0	61.0	61.0	61.0
107.5°	88.5	87.8	87.0	86.5	86.0
110°	117.5	116.8	116.0	116.5	117.0



REPORT NUMBER: P227424

CATALOG NUMBER: ISW-AF-1200-LED-E1-RW-7030-ULG

CANDELA DISTRIBUTION (continued):

	80°	82.5°	85°	87.5°	90°
112.5°	148.0	147.5	147.0	147.0	147.0
115°	178.0	177.5	177.0	177.5	178.0
117.5°	209.0	208.5	208.0	208.5	209.0
120°	244.0	243.5	243.0	243.0	243.0
122.5°	277.0	276.5	276.0	276.5	277.0
125°	310.0	310.0	310.0	310.0	310.0
127.5°	345.5	345.2	345.0	346.0	347.0
130°	380.0	379.5	379.0	379.5	380.0
132.5°	414.0	414.0	414.0	414.5	415.0
135°	448.5	449.2	450.0	450.5	451.0
137.5°	478.5	479.8	481.0	481.5	482.0
140°	506.5	507.8	509.0	510.0	511.0
142.5°	533.5	533.8	534.0	535.0	536.0
145°	559.5	558.8	558.0	559.0	560.0
147.5°	584.5	583.8	583.0	584.0	585.0
150°	604.5	605.2	606.0	608.0	610.0
152.5°	620.5	621.8	623.0	625.5	628.0
155°	637.0	637.5	638.0	639.5	641.0
157.5°	650.0	650.0	650.0	652.5	655.0
160°	660.5	660.2	660.0	663.0	666.0
162.5°	669.0	668.5	668.0	671.0	674.0
165°	679.0	678.5	678.0	680.0	682.0
167.5°	688.0	688.0	688.0	691.0	694.0
170°	695.0	695.5	696.0	698.5	701.0
172.5°	695.0	695.5	696.0	698.5	701.0
175°	695.0	694.5	694.0	696.5	699.0
177.5°	699.5	698.8	698.0	700.0	702.0
180°	700.0	700.0	700.0	700.0	700.0

(END OF REPORT)